
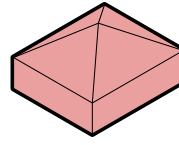


# Accessory Dwelling Unit 02



## 2.2: Accessory Dwelling Unit 02

# Statistics



## Unit Summary

Unit Type	Accessory Dwelling Unit	<p>This single-storey accessory dwelling unit exceeds the adaptability requirements of the 2024 BC Building Code and may be suited for people with particular physical disabilities or who wish to age in place in their community.</p> <p>For more details such as hallway and door widths and clear areas, <a href="#">review the digital design files</a>. All designs in this Catalogue meet the adaptability requirements of the 2024 BC Building Code. Other designs in this Catalogue may be modified for specific occupant needs and may be more cost-effective.</p>
Unit Count	1	
No. of Stories	1	
No. of Beds/Unit	1	
No. of Baths/Unit	1	
No. of Parking/Unit	0 indoor, up to 1 at grade	

## Dimensions

Unit Height	17'-9" [5.40]
Unit Width	25'-0" [7.60]
Unit Depth	29'-0" [8.85]
Unit Footprint	750.00 ft <sup>2</sup> [69.70 m <sup>2</sup> ]

## Site Coverage

33' x 120"	18.30%
50' x 120"	12.10%
80' x 120"	7.55%

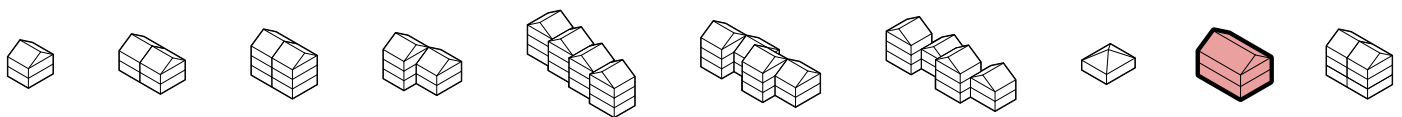
- This is for the ADU only and does not include existing buildings on-site.

## Applicable Site Standards

### SSMUH Site Standards Package A

- Required in Restricted Zones to permit a secondary suite and/or an accessory dwelling unit.





# Accessory Dwelling Unit 03

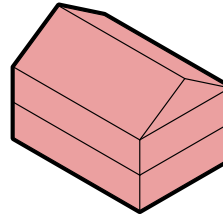


## 2.2: Accessory Dwelling Unit 03

# Statistics

## Unit Summary

Unit Type	Accessory Dwelling Unit
Unit Count	1
No. of Stories	2
No. of Beds/Unit	3
No. of Baths/Unit	2.5
No. of Parking/Unit	1 indoor, up to 1 at grade



This design provides an accessory dwelling unit with an integrated garage that can serve the primary residence or the attached suite.

## Dimensions

Unit Height	26'-2" [8.00]
Unit Width	25'-0" [7.60]
Unit Depth	35'-0" [10.65]
Unit Footprint	1,715.70 ft <sup>2</sup> [159.40 m <sup>2</sup> ]
1st Floor	839.15 ft <sup>2</sup> [77.95 m <sup>2</sup> ]
2nd Floor	876.55 ft <sup>2</sup> [81.45 m <sup>2</sup> ]

## Site Coverage

33' x 120"	22.10%
50' x 120"	14.60%
80' x 120"	9.10%

- This is for the ADU only and does not include existing buildings on-site.

## Applicable Site Standards

### SSMUH Site Standards Package A

- Required in Restricted Zones to permit a secondary suite and/or an accessory dwelling unit.